

APPLICATION INSTRUCTIONS

FlockTape

Transfer tape with high adhesive strength for flock films.

Especially developed for use with EcoPrint, FiberPlus, SubliFlock, FiberStic, Dainel AC-R and VelourDeco.

FEATURES:



Silicone



100µ



embossed
PVC



4,1 N/cm
+/- 10% - after 20 min
on stainless steel

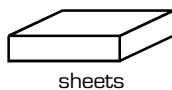
SUITABLE FOR:

- EcoPrint
- Dainel AC-R
- VelourDeco
- FiberPlus
- FiberStic
- SubliFlock

TIPP:

The embossed PVC backing is an excellent support, which allows to put on hold the logos that will be transferred later. The logos do not stick together and do not collect dust.

► PACKAGING




sheets

25 cm 25 & 50 m 20 x 30 cm

50 cm 25 & 50 m

75 cm 25 & 50 m




1. Apply on the printed and unweeded flock using a squeegee and firm pressure



2. Turn around and remove carrier from the flock



3. Weed from the backside



4. Put back the embossed PVC backing



5. Done!

Store in a cool and dry place; protect against the influence of light when stored. We recommend not to exceed a storage period of 18 months. The technical specifications rest on extensive tests and technical research. Due to the variety of possible influences during refinement, and use, the specifications should be viewed as reference values. We recommend a suitability test on the original material. A legally binding warranty of specific characteristics cannot be derived from our specifications.